

NINE PRINCES IN AMBER™

Loading on the APPLE® II Series

1. Make sure the computer is turned off.
2. Insert game disk Side A into the disk drive.
3. Turn on the computer.
4. The program will load automatically.

Using Two Disk Drives on the Apple®:

This program automatically assumes that you are using one disk drive. If you wish to use two disk drives, the following command may be used at the beginning of play:

1. Type **SETUP** when the first cursor appears on the screen.
2. Follow the instructions on the screen to indicate how many drives you are using.
3. Follow all screen instructions on which disk to insert to continue gameplay.

NOTE: Do not attempt to interchange SAVE disks between one and two disk drive systems. Any gameplay that you SAVE on a Save Disk created under a two drive system, for example, can only be RESTORED when using two drives.



THE

Pattern of Amber

Always will ambitious men in the shadow of a throne reach for the power of the throne; as this was true for Chaos, so it is for Amber. There are many paths to Amber, and I, Dworkin, know them all. For I am the Pattern, and it is the Pattern which casts the myriad shadows which surround Amber—Amber, the one true world, created as the powers of Chaos raged and despaired. The immortal children of Oberon walk the shadows at will, but dissatisfied, return ever and anon to Amber's gates. For they need to rule as fire needs air, and only in Amber will they find the challenge—and the power—they seek.

These are my notes; there are darker secrets than those inscribed here which I dare not entrust to paper. All around me, the royal sons and daughters of Oberon plot and scheme to place themselves nearest their father's throne, and in their hands the knowledge I bear would surely open the gate to Chaos, the realm of oblivion. . . .



Ah, Amber. . . golden queen, wrested from Chaos with toil and blood. Those who seek to rule you have no understanding of your nature, and I fear for you in their hands.



THE



Royal Conflict

So the children of Oberon plot for the throne. . . let them plot forever. Their plots are as the nipping of lion cubs at their sire's heels, for none will rule so long as Oberon wears the crown. Still they scheme, waiting for the end of Oberon's day. They make alliances in an attempt to secure their positions. The one who finally sits on the throne will come to it on the shoulders of those with whom he allies. But he must take care; many agree to join forces only to betray an ally at their convenience.

Not all are like this. Some are more honorable than others—Benedict is faithful to Amber alone, and will protect it with his life. But Corwin and Eric, it would seem, have declared a blood feud on one another. There is more than the throne between them, though they will not admit it; neither one will rest until the other is dead or disgraced. Bleys and Brand, those of Clarissa's lot, seem to have reached an agreement of some kind; I do not trust those two minds when joined in common cause. Of all the women, only Fiona seems to bear any interest in the throne. As for the rest, they lack either the will or the desire to take the throne for themselves; they are content to ally with the strongest candidate.

All dealings with the offspring of Oberon are hazardous, for each is dangerous after the manner of individuals. Secrets I might trust with one I would never give to another; I deal with each according to his nature.



THE



Paths to Amber

Even as all roads lead to Amber, many paths lead to the throne. With each decision made, some paths will open up, others become forever sealed. Should two members of the royal house of Amber meet, they will alter the paths to the throne irrevocably; the fruit of that meeting may not become clear until the throne of Amber is within a prince's sight. In Amber one can always return to a meeting and try to change history; it may open up new, untravelled paths. A princess, if spared, may return to kill her brother. It is a wise prince who searches for different alternatives.



Physical Diplomacy The Politics of the Sword *

Although the royal siblings may choose verbal sparring with each other, they do not hesitate to resort to physical persuasion as well. Random and Julian, it seems, must be dragged apart nearly every day. This is potentially deadly play, as the royalty of Amber has learned well how to use a sword. All have learned the basic skills; some, however, have gone beyond their masters. A prince of Amber can protect himself—or avenge an insult.

* See functional documentation for instructions.

THE



Rite of Passage: Walking the Pattern*

As each member of the royal house of Amber comes of age, he must prove himself to be a prince of the blood by negotiating the Pattern. Walking the Pattern is not a task lightly taken, for once begun, even I can do naught but continue forward to the finish, or face oblivion. The Pattern gives the knowledge that a prince of Amber must have to fulfill his destiny.

When a child of Oberon walks the Pattern, he must pass through the five veils. Only then will he stand at the center of the Pattern and know what it is to be a true prince of Amber. With each veil passed, the way becomes more treacherous, but the rewards greater; and with the conquest of the final veil, a prince of Amber will know the secrets of both shadow and my gift, the Trumps.



THE



Language of Amber

Artful communication is of great importance in Amber, and the Thari language reflects this, for half of our verbs are "communication" verbs. Though dialogue must be precise and short, by its nature it suggests a great deal more than is actually spoken.

Dworkin



FORMULATING COMMANDS IN AMBER

CONVERSING IN THARI

When speaking in Thari, use short, concise sentences.

For example:

ALLY WITH DEIRDRE

ASK RANDOM ABOUT AMBER

LEAVE

PROPOSE ALLIANCE WITH ERIC

AGREE

TELL RANDOM ABOUT FLORA

Objects are used in Amber, of course, but their importance has diminished over the centuries as communication has become more refined. When working with objects, the verb, directly followed by the object, will be best understood.

For example:

TAKE SWORD

DROP SWORD

In order to see something more closely, EXAMINE THE [object]; to see what is being carried or worn, check the INVENTORY or INV. In order to clearly see who is nearby, one should LOOK.

Sentences can be made more complex by combining up to three short phrases; to do this, the phrases must be separated by the word AND or THEN.

For example:

TAKE THE SWORD THEN EXAMINE THE SWORD

EXAMINE THE DESK AND OPEN THE DRAWERS

THE ART OF COMMUNICATION

As Thari has evolved, communication verbs have been split into several categories. These divisions reflect the type of verb: "hostile," "friendly," "neutral," or "response." These verbs have been codified, in their categories, in the verb list. Action verbs, such as **ATTACK**, **RETURN**, or **CALL** are listed as well.

SACRED COMMANDS OF THE ROYAL HOUSE OF AMBER

Once a prince of Amber has completed walking the Pattern, he will have the knowledge he needs to use the tools that are his birthright. Several specialized verbs, used only by the royal blood of Amber, are listed below.

CONTACT—contact using the trumps

BREAK—cut contact using the trumps

IMAGINE—cast mental images

WALK SHADOW—traverse the shadows cast by Amber.

NOTE: one can only "walk shadow" to a person if his/her location is known.

TRAVELLING THROUGH AMBER

When travelling through Amber and the shadows it casts, one can move from one location to another by the use of the commands **LEAVE**, **EXIT**, or **GO TO** [place]. One may also **FOLLOW** people who are going in a direction.

For example: **FOLLOW DEIRDRE**.

THE BASICS OF SWORD FIGHTING

CUT—slashing at the opponent with the blade of the sword.

THRUST—lunging at the opponent with the point of the sword.

FEINT—pretending to attack one portion of the opponent's body in an attempt to force him to protect that spot, thereby leaving another area unprotected.

PARRY—stopping an opponent's attack.

HIGH/LOW—the direction of the movement. High is the head and heart; low, the abdomen and legs.

These movements can be combined in the following ways:

CUT

CUT HIGH

CUT LOW

DODGE

DUCK

THRUST

THRUST HIGH

THRUST LOW

FEINT

FEINT HIGH

FEINT LOW

FEINT CUT HIGH

FEINT CUT LOW

FEINT THRUST HIGH

FEINT THRUST LOW

JUMP

PARRY CUT HIGH

PARRY CUT LOW

PARRY THRUST HIGH

PARRY THRUST LOW

PARRY PARRY

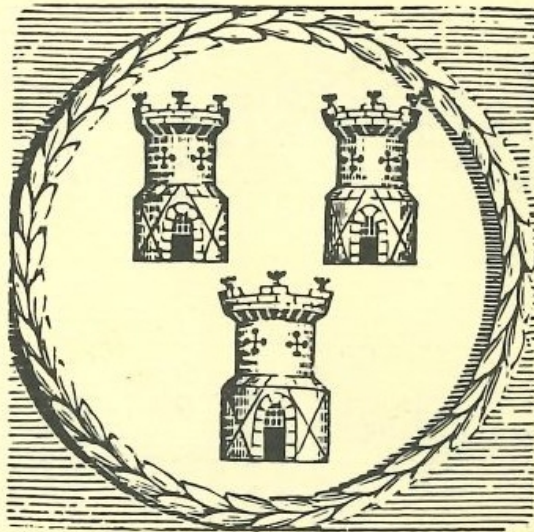


THE PATTERN

When you have reached the Pattern, a screen with five stars will appear. You must create a path that crosses each in order to complete the Pattern.

To play the Pattern game:

- 1—Choose among the five pieces in the bottom left hand corner. They are numbered, from left to right, one through five. As a piece is chosen, a different piece will replace it.
- 2—Create a path by connecting the pieces to the existing path, beginning in the bottom center of the screen, by choosing the number of the piece that will continue the path.
- 3—To add additional branches, add a "T" piece, and a differently colored branch will form off the original path. As each new branch is made, a new color will appear at one end of the "T". The original color will continue at the other end. You may have up to four branches; the first is white, then red, blue and black. Paths can cross differently colored paths, but if you try to cross the same colored path you are on, you will lose the game.
- 4—To place a piece on a particular path, type the number of the piece, followed by the color of the path, e.g. 1 WHITE, 5 RED, or 3 BLUE.
- 5—Choosing a piece which does not fit the path you select will cause you to leave the Pattern and lose the game.



Warranty

If this product should fail to work for any reason whatsoever during the first 30 days following purchase, return it to the dealer from whom it was purchased for a free replacement. If it should fail to work after the first 30 days, mail it to TELARIUM at the address below. If it has been physically damaged, you will be charged five dollars for a replacement.

TELARIUM CORP. • One Kendall Square • Cambridge, MA 02139 • (617) 494-1224

This software product is copyrighted and all rights are reserved by TELARIUM CORP. The distribution and sale of this product are intended for the use of the original purchaser only and for use only on the computer system specified. Lawful users of this program are hereby licensed only to read the program from its medium into memory of a computer for the purpose of executing this program. Copying, duplicating, selling or otherwise distributing this product is hereby expressly forbidden.

NINE PRINCES IN AMBER computer program is a trademark of Telarium Corp. © 1985 Telarium Corp. All rights reserved. Based on the books *Nine Princes in Amber* and *The Guns of Avalon*, © 1970 and © 1972 respectively, by Roger Zelazny. By arrangement with Byron Press Video Productions. The adventure game *Nine Princes in Amber* was written in SAL by Telarium Corp. IN-AMB

COMMUNICATION VERBS

HOSTILE

accuse
challenge
defy
demand
deny
insult
refuse
reject
shout
snarl
spit
sneer
threaten
yell

NEUTRAL

ask
admit
beg
bluff
bribe
confess
discuss
explain
laugh
lie
mention
plan
plead
propose
say
shrug
smile
stall
surrender
talk
tell
wait
wink

FRIENDLY

ally
bargain
calm
compliment
enlist
flatter
greet
help
join
hug
negotiate
offer
placate
support

RESPONSE

disagree
maybe
no
nod
ok
sure
yes

ACTION VERBS

abandon
approach
assassinate, kill,
attack, fight, draw,
fence, stab,
avoid
bend
blow
break
breathe, inhale
bring
burn, light
carry
chase
choose, select
clap
close
come
contact, call
continue
count
cover
cower
cry
descend
dig
disarm
dismount
dive, swim, wade
drink
drive
drop
eat

enter
escape, flee
examine, inspect, ex
exchange, switch,
change
exit, leave
extend
face
find
fire, shoot
follow
get, take,
give
go, move
grab, grasp
hit, punch
hug, kiss
imagine
inventory, inv
jump, leap
kneel
knock
look, I
let
lift
listen
lower
make
onward
open
overthrow
play
pull
push

put
raise
read
release, free,
rescue
remove
repeat, r, again
return, replace
run
search
send
shadow
show
sit
smoke
sneak
spare
stand
stare
start
stay
steal
stop
tackle, surprise
think
throw
tie
trump
turn
unlock, pick
use
walk, traverse
wear, don

NOTE: Only those verbs in **BOLD** can be used alone. All other verbs require a direct object.

HOW TO PLAY



Nine Princes in Amber



TO LOAD THE GAME:

Loading instructions for your machine may be found on the enclosed insert.

The following instructions will help you as you play NINE PRINCES IN AMBER. It is particularly important to make a Save Disk so that you can save your game. To do this, follow the instructions under "Create" as soon as you boot AMBER.

NEWDATA

Enter NEWDATA when you first load the game to obtain any instructions that may have changed since the publication of these notes.

CREATE

NOTE: The program will erase the contents of any disk created as a Save Disk.

The create command will create a Save Disk, which will enable you to save at any point in the game. You must create a Save Disk before you can save a game. This should be done as soon as you boot NINE PRINCES IN AMBER. To do this:

- 1—Enter CREATE. Follow all the instructions on the screen.
- 2—The words "CREATE complete" will appear when the Save Disk is ready.
- 3—Remove the Save Disk and replace the game disk in the drive.

SAVE

NOTE: You cannot save or restore during a fencing match or in the Pattern Game.

You can save at any point in the game, and restore back to that point later. There are two reasons in particular for saving: first, if you are in a life-threatening situation, and second, if you feel you might want to restore to that point in order to try a different path. To save a game:

1—Enter **SAVE**.

2—Follow all instructions on the screens (you can type up to 30 characters identifying your location when you save).

When the save is complete, you will get a short description of your location followed by a cursor. You can continue your game after this.

RESTORE

You can restore to any point you have saved on the Save Disk at any time during the game. To do so:

1—Enter **RESTORE**.

2—Follow all instructions on the screens.

AMBER will resume from the point you selected, and you can continue your game.

If you have died during the course of the game and wish to restore, simply type "R" when the screen asks if you would like to play again. Follow the instructions on the screen; AMBER will resume from the point you selected, and you can continue your game.

NOTE: If you change your mind after typing **CREATE**, **SAVE** or **RESTORE**, type "*" to cancel the command.

PAUSE

When you have finished reading a paragraph, press the spacebar to continue.

RESTART

Enter **RESTART** any time you wish to return to the beginning of the game.

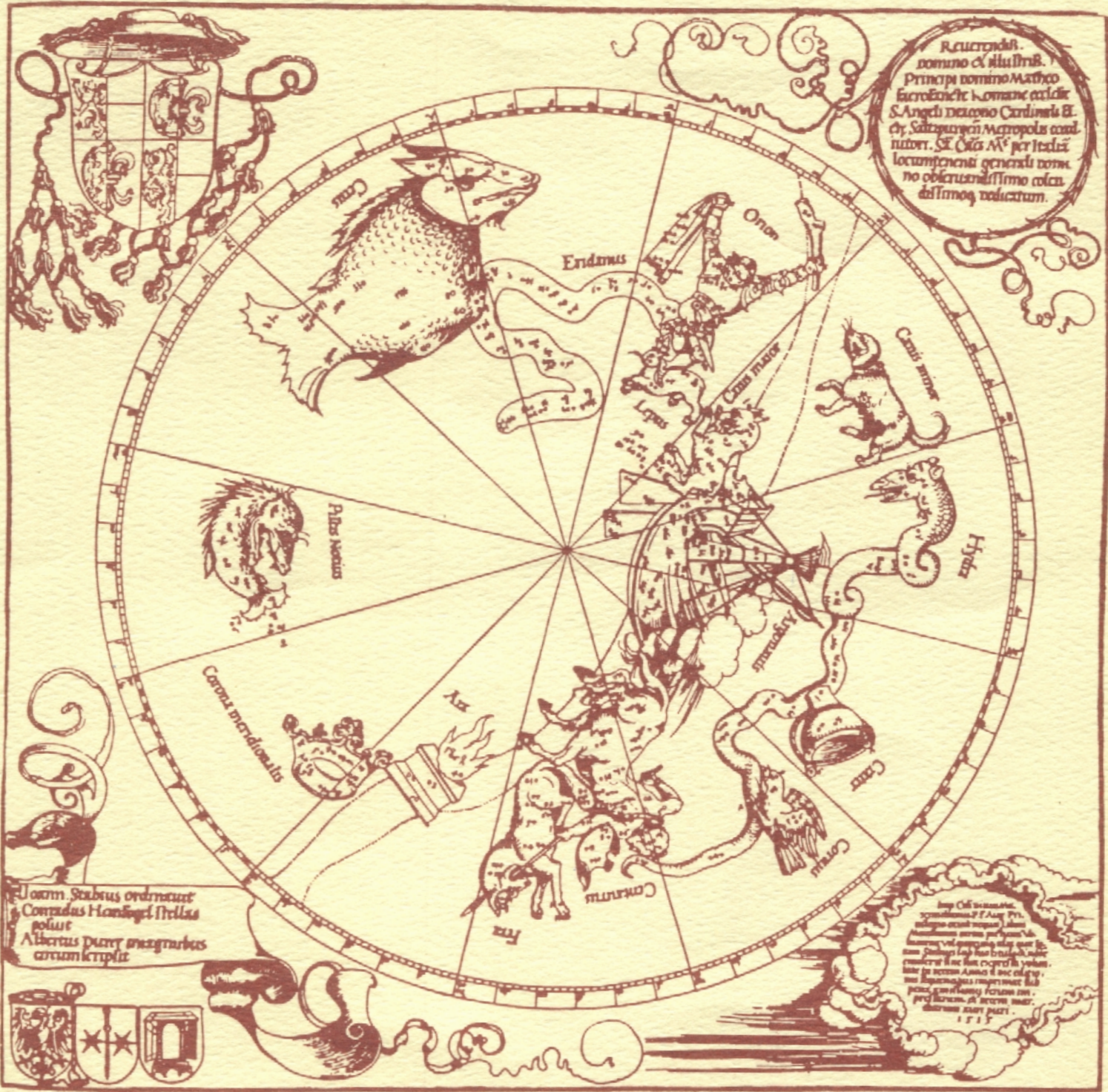
QUIT

Enter **QUIT** if you wish to end the game before completing it.

PICTURESON/PICTURESOFF

NINE PRINCES IN AMBER can be played without graphics. If you wish to play using text only, enter **PICTURESOFF**. You can recall the graphics to your screen at any time by entering **PICTURESON**.





Reuerendi
 domino et illustris
 Principi domino Matheo
 sacrosanctae Romanae ecclesie
 Sancti Angeli in Vaticano Cardinalis et
 Sancti Petri in Metropoli con-
 sistorii. SE. Cuius AV. per Italia
 locum tenentis generalis nomi-
 no obsequiosissimo colen-
 delissimo dedicatum.

Usque stabili ordinat
 Conradus Hainhoferi Stellae
 polus
 Albertus Pueri inagraribus
 circumscriptis

In hoc signo...
 1515

NINE PRINCES IN AMBER™
Proof of Purchase

Name _____ Age _____

Address _____

City _____ State _____ Zip _____

Phone () _____

Brand of computer _____ Type _____

When did you buy your computer? _____

Is this your first computer? _____
month year

How many disk drives do you use? _____

Do you have a Joystick Mouse Tablet

What store did you buy Amber in? _____

What other Telarium™ games do you own? _____

What are your three favorite computer games?

1 _____

2 _____

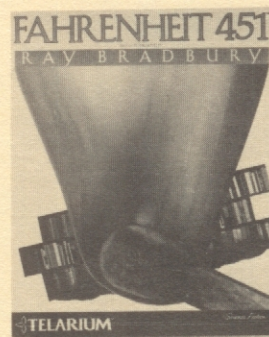
3 _____

We welcome your comments.

Please send them to us c/o Customer Service, Telarium Corp.,
1 Kendall Square, Cambridge, MA 02139

\$5 Off

Buy FAHRENHEIT 451™
We'll Send You A \$5 Rebate



Here's What People Are Saying
About FAHRENHEIT 451™

"A truly excellent adventure game."
A+ Magazine

*"It's the best adventure game to come
along in a long time"*
Russ, age 32; Towaco, N.J.

NINE PRINCES IN AMBER™

Proof of Purchase

To help us provide you with better service in the future, please mail this card to TELARIUM within 10 days of the date of the original purchase.



NO POSTAGE
NECESSARY
IF MAILED
IN THE
UNITED STATES

BUSINESS REPLY CARD

FIRST CLASS PERMIT NO. 1712 CAMBRIDGE, MA

POSTAGE WILL BE PAID BY ADDRESSEE

TELARIUM CORP.
1 Kendall Square
Cambridge, MA 02139



HERE'S HOW TO GET YOUR \$5 REBATE:

Just fill in this coupon and send it, along with your dated sales slip*, and the Warranty Card/Registration Card from FAHRENHEIT 451™ to:

451 \$5 Rebate Offer
TELARIUM CORPORATION
One Kendall Square
Cambridge, MA 02139

We'll send you a rebate of \$5.00.

Please print clearly:

Name _____

Address _____

City _____ State _____ Zip _____

Limit one coupon per purchase. Limit one coupon per customer. Copies of this coupon not accepted. Schools and institutions not eligible. Void where taxed, restricted or prohibited.

*Offer good only for a FAHRENHEIT 451™ Adventure Game purchased after May 1, 1985. Coupon must be received by June 15, 1986. M186